



# Tracery 6+6 Controller Introduction

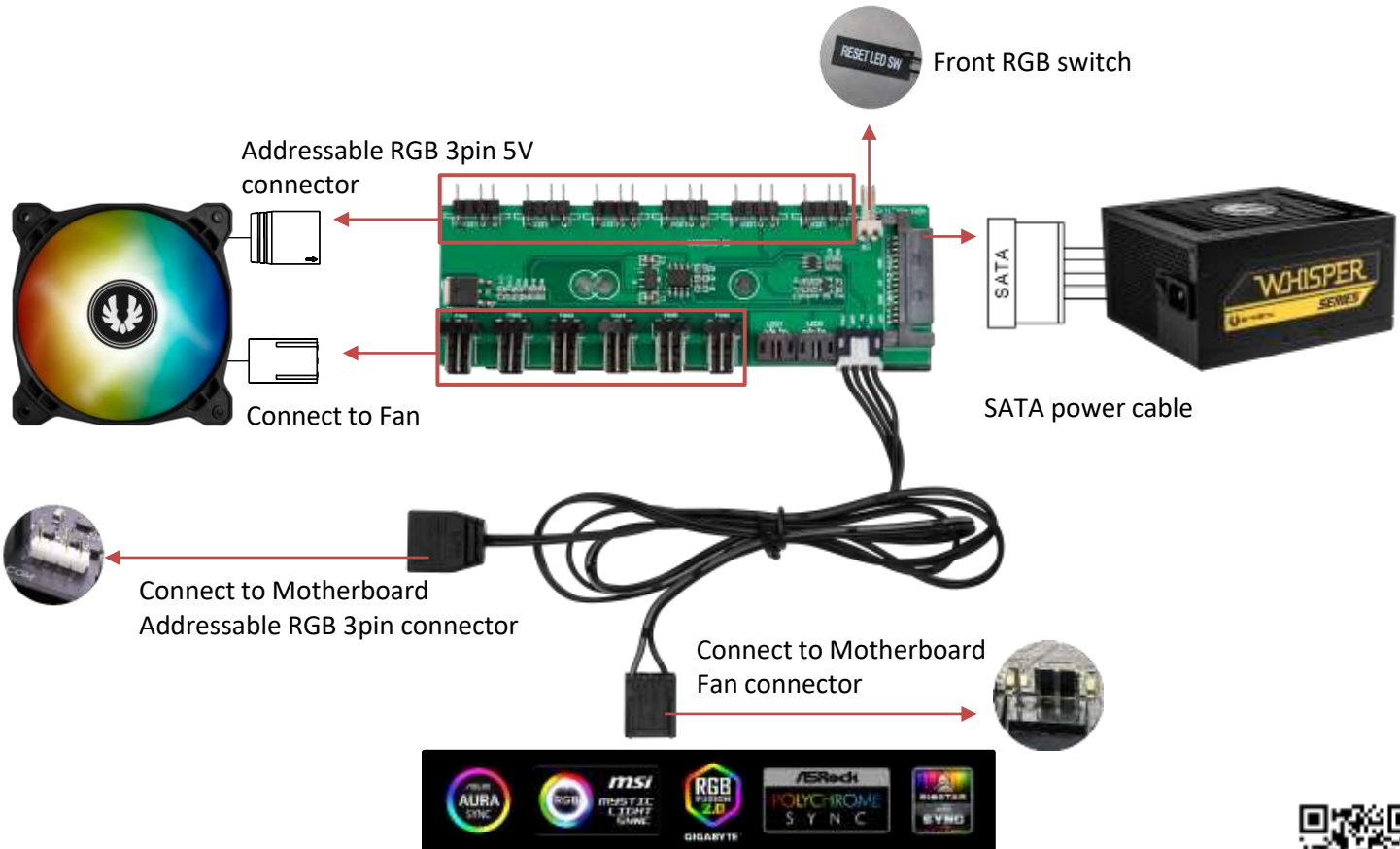


# Tracery 6+6 Controller




- Rated voltage of DC12V/DC5V
- With 4 ARGB 3Pin 5V connectors, 4 12-volt fan connectors and an ARGB header connected to Motherboard
- A single ARGB connector can power up to 80 LEDs
- A single fan connector can power up to 6 12v fans
- A total of 46 preset lighting modes
- If you connect the controller to the Motherboard, long press the switch for the first time to enter the 'Motherboard Follow Mode' and long press the switch again until the fan lights flash white to disable 'Motherboard Follow Mode'.
- This controller compatible with Asus AURA SYNC, MSI Mystic Light, Gigabyte RGB Fusion 2.0, Asrock Polychrome SYNC and Biostar RGB Sync
- If you wish to switch off the LEDs lighting (without connect it to the Motherboard), long press the switch and the LED will flash white light then turn off the lighting.

# Tracery 6+6 Controller



If you have any question with the installion, please go to BitFenix support ticket for assistant.






■ **Fan power header**

Connect to fan header on motherboard or controller for power.

■ **ARGB LED connector**

Connect to ARGB LED connector on motherboard or controller with 3 pin.


- How to connect ARGB header on Tracery 6+6 Controller  
Each connector support up to 80 LEDs



How to connect fan header on Tracery 6+6 Controller  
Each connector support up to 6 fans





Please turn it over and plug in

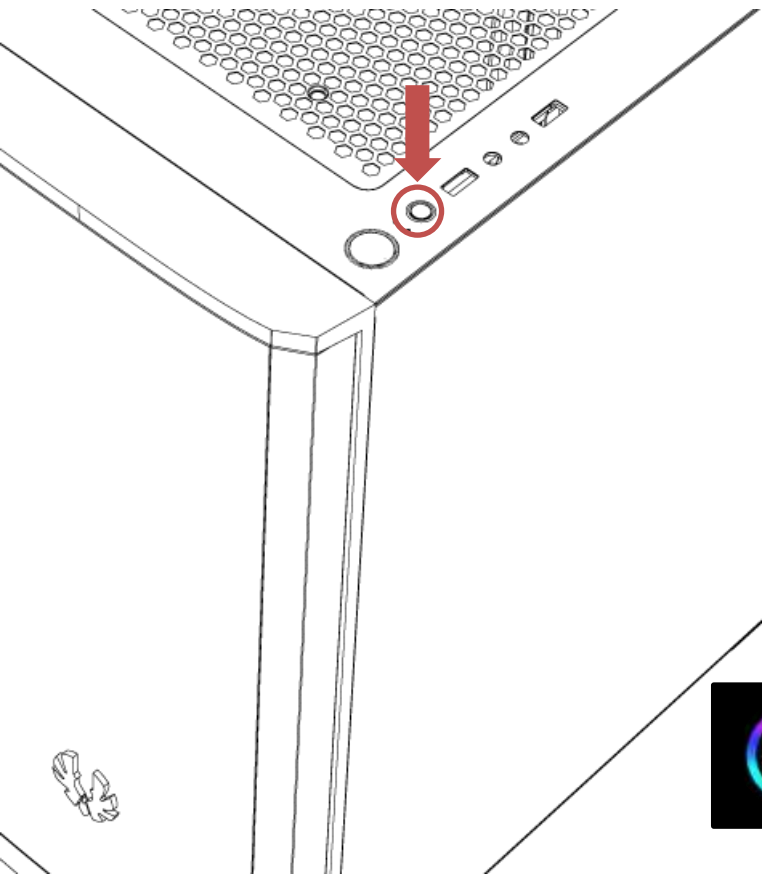


## How to connect by Motherboard Addressable RGB 3pin connector

- If you connect the controller to the Motherboard, long press the switch for the first time to enter the Motherboard follow mode and long press the switch again, the fan will flash white light then turn off.
- This controller compatible with Asus AURA SYNC, MSI Mystic Light, Gigabyte RGB Fusion 2.0, Asrock Polychrome SYNC and Biostar RGB Sync



Please press LED button to switch the light mode



- A total of 46 lighting illumination modes
- If you connect the controller to the Motherboard, long press the switch for the first time to enter the Motherboard follow mode and long press the switch again, the fan will flash white light then turn off.
- If you only use the controller, long press the switch and the LED will flash white light then turn off.
- This controller compatible with Asus AURA SYNC, MSI Mystic Light, Gigabyte RGB Fusion 2.0, Asrock Polychrome SYNC and Biostar RGB Sync

